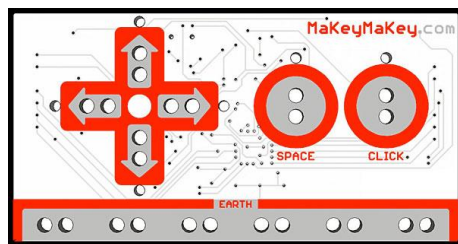



# Using



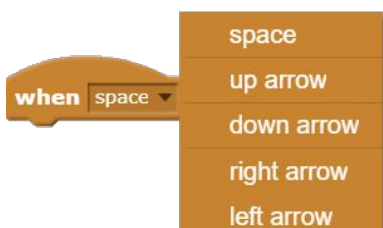
# with



- Since the Makey Makey has front inputs for keyboard buttons (ARROWS, SPACE), we can assign Scratch to do something when they are touched by choosing **Events** and dragging out 5



- Click on the dropdown arrow and switch each event to match the choices of the Makey Makey inputs.



- Add more scripts and attach them to your events.

**Sound**

**Motion**

**Looks**

- Once you have added more scripts, plug your Makey Makey into the computer, hold the alligator clip attached to the ground (earth), then grab one of the other clips to control Scratch!!

