

Exploring Colours

Today we will be exploring the wonderful world of COLOUR!

One of the conceptual understandings that children work towards in the Kindergarten program is that "we can discover and interpret the world around us through the arts" and that "the arts provide a natural vehicle through which we can explore and express ourselves in creative ways".



Asynchronous Learning Tasks

Kindergarten



	<p>"Brown Bear, Brown Bear, What Do You See?" by Bill Martin Jr.</p>	<p>Before reading the story, make a prediction!</p> <p>What animals do you think you'll see in this book!</p> <p>After the story, retell it!</p> <p>Make stick puppets of the animals and retell the story! Use popsicle sticks, crayons, scissors and tape to make the different coloured animals in the story!</p>
		<p>Explore colour mixing at home with an adult. You could try using a little bit of playdough or modelling clay to mix 2 colours together and see what happens. If you have food colouring at home you could add it to water and use eye droppers to explore colour mixing!</p> <p>Once your colours are made, think about some fun and creative names for them! For example, if you made pink, could you call it "cotton candy pink"? Be creative with naming your colours!</p>
		<p>Use paint (liquid tempera or watercolour) to explore colours. Use new colours that you create to paint a beautiful picture of anything you like!</p>
		<p>Go on a walk to look for unusual colours. What names can you give the colours you see? Let your imagination guide you!</p> <p>Record the interesting colours you see by taking photos or documenting in a notebook.</p>

My Five Senses


Today we will be exploring the different ways we learn about our surroundings.

An expectation of the Kindergarten Program states that children, "Describe personal experiences, using vocabulary and details appropriate to the situation."




Asynchronous Learning Tasks

Kindergarten



STORY TIME!



This picture book is for dog lovers everywhere! It shows readers that even though you may love bacon and naps most of all, working on the ranch is all about hard work and determination

Close your eyes.

Can you remember some of the things that Charlie has to do on the farm?

What sounds did you hear in this story? What sounds might you hear on a farm?

You can practise using your sense of hearing by creating sound jars! Collect containers and put different items inside (e.g., rice, cereal, pebbles). What do you notice?



Making binoculars is a great way to focus on our sense of sight!

You are invited to gather materials from your home to make binoculars. Decorate any way you like! You can colour them or use stickers. This is a great opportunity to learn how to use tape!

You are invited to find a safe space to explore outside with an adult. You can explore your backyard or a park!



Let's Go On A Nature Walk

With an adult, go on a walk together. *Bring your binoculars!* As you explore, talk about your senses together:

- Can you name **5** things you see?
- Can you name **4** things you hear?
- Can you name **3** things you feel?
- Can you name **2** things you smell?
- Can you name **1** thing you taste?



Join In Singing The Senses!

Listen to the song!
Can you remember the five senses?

Sing to the song again! Point to your different parts of your body that help you *sense* the world around you!

Kindness

Today we will be learning about how to spread kindness!

The Kindergarten Program states that an environment of caring, kindness, and cooperation in the classroom supports the development of social and prosocial self-regulation in children.



Asynchronous Learning Tasks

Kindergarten



	<p>When We Are Kind By Monique Gray Smith</p>	<p>Listen to the story and talk about what kind things the author talks about.</p> <p>With an adult, make a list of kind things you do for people in your family. What kind things do they do for you?</p>
		<p>Noticing and Naming our feelings:</p> <p>Collect some rocks and draw faces on them to represent different emotions.</p> <p>How do you think someone feels when you're unkind?</p> <p>How do you think someone feels when you are kind?</p> <p>You can survey how people are feeling in your home! Ask them to choose what rock best describes their mood.</p>
		<p>Create a "Kindness Tree".</p> <p>Trace your hand and the hands of everyone in your household.</p> <p>Write or draw about a time when someone was kind to you on your hand. Have your family members do the same on theirs!</p> <p>Use the hands to create leaves on the tree and hang it up somewhere in your home as a reminder of why kindness matters</p>
		<p>When we send thoughts of kindness out to others, we feel good and connected to our community!</p> <p>Try this loving-kindness mindful meditation video!</p>

Exploring Circles!

Today we will be investigating circles found in our environments!

An expectation of the Kindergarten Program states that children will explore, sort, and compare the attributes and the properties of traditional and non-traditional two-dimensional shapes and three-dimensional figures.




Asynchronous Learning Tasks

Kindergarten



Join in Singing "I'm A Circle!"



We invite you to sing along!

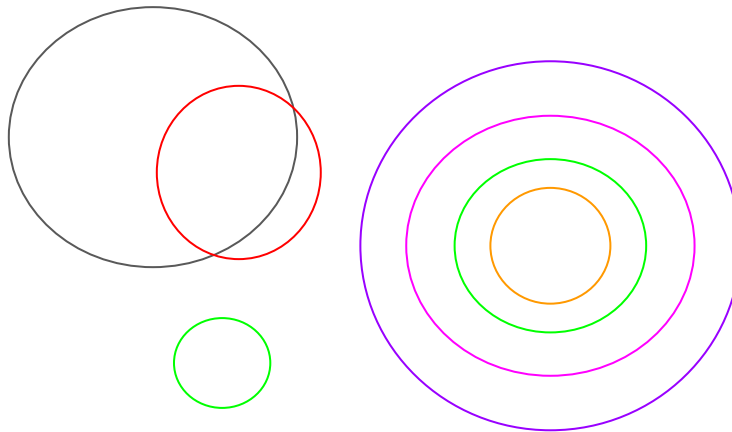
What circles did you see in this video?

Go on a circle hunt around your home.

What circles do you see?

Can you count how many you discover?

TINKER



Exploring Circles

Gather items that your child can use to practice tracing circles on paper.

Masking tape, cups, paper towel tubes, and container lids are some ideas to get you started! Talk together about how the circles are the same and different.

STORY TIME!



Snuggle Up & Read

Do you see circles in your home? Snuggle up and search for the circles in the photos. Read a second time and see if you can remember the words to retell the story!

Check out this 'Narration' button. You can choose your first language.



Drawing Circles!
Use lentils, sand, salt, or flour to draw circles in with your finger!

Sensory play



Learning is best when exploring all of our senses

Find a container or cookie sheet and lightly cover the surface with salt or flour for example. Invite your child to draw different sized circles!

I wonder which letters are made of circles? The letters O and Q are made using circles!

I Am An Artist

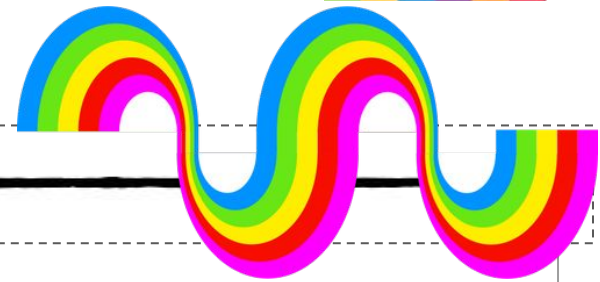
Today we will be creative

The Kindergarten Program states, "as children progress through the Kindergarten program they communicate their thoughts and feelings, and their theories and ideas, through various art forms".



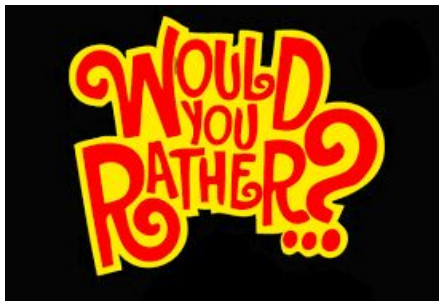
Asynchronous Learning Tasks

Kindergarten




Would you rather...

*live in the sky or under the sea?
What would it be like to live in these places?
Why would you like to live there?
What do you think makes the sky or the sea special?*



STORY TIME!



The world needs your voice.
If you have a brilliant idea... say something!
If you see an injustice... say something!

A Single Voice Can Make a Difference!

Each of us, each and every day, have the chance to say something: with our actions, our words, and our voices. There are so many ways to tell the world who you are... what you are thinking... and what you believe. And how you'll make it better. The time is now: SAY SOMETHING!

Do you know that you can use almost any material to create art?

Today, you will be creating the sea or the sky (whichever you choose) using materials you can find around your home.

I wonder what you will create?

What items can you find?

How can you use them in your masterpiece?



Make Your Own Art!

Sing along with the Sesame Street Gang!



Are you proud of your artwork? You should be! It's full of your unique ideas.

What do you like most about the artwork you created today?