



## SPECIAL EDUCATION ADVISORY COMMITTEE

### AGENDA

October 13, 2016

6:00 p.m.

Grimsby Lincoln Room – Education Centre

---

#### STUDENT VOICE

1. Quorum / Welcome / Introductions..... Linda Morrice
2. Approval of the Agenda of October 13, 2016..... Linda Morrice
3. Approval of the Minutes of September 8, 2016..... Linda Morrice
4. Business Arising from the Minutes of September 8, 2016..... Linda Morrice
5. EQAO Update ..... John Dickson
6. Professional Learning Update..... Kelly Irvine-Minor
7. Special Education Report ..... Therese Grenier
8. Association and Board Information (please bring written submission)
9. Correspondence
10. Questions and Answers
11. Adjournment

**NEXT MEETING:** November 10, 2016 – Grimsby Lincoln Room, 6:00 p.m.

# EQAO Results

---

---

---

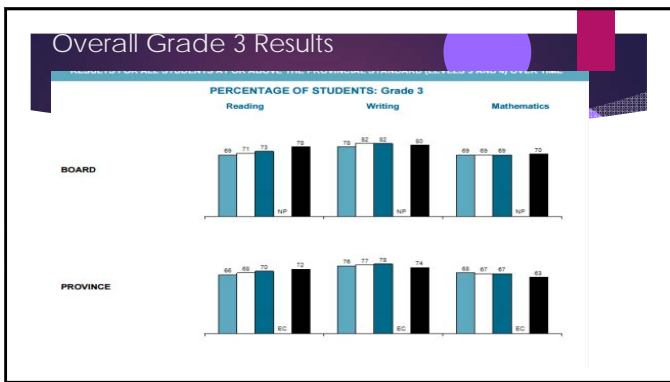
---

---

---

---

---



---

---

---

---

---

---

---

---

## Students with Special Education Needs

- ▶ Grade 3:  
DSBN: 27%  
Provincial: 17%
- Grade 6:  
DSBN: 27%  
Provincial: 21%

---

---

---

---

---

---

---

---

### Exemption Rates

- ▶ Grade 3
- ▶ DSBN: 2%, 2%, 2%
- ▶ Provincial: 3%, 2%, 2%
- ▶ Grade 6
- ▶ DSBN: 1%, 1%, 2%
- ▶ Provincial: 2%, 2%, 2%

---

---

---

---

---

---

---

---

### DSBN Grade 3 Results

Grade 3	2015-2016	2014-2015	2013-2014	2012-2013	2011-2012
Reading	78	NP	73	71	69
Writing	80	NP	82	82	78
Math	70	NP	69	69	69

---

---

---

---

---

---

---

---

### Overall Results

RESULTS FOR ALL STUDENTS AT OR ABOVE THE PROVINCIAL STANDARD (LEVELS 3 AND 4) OVER TIME

PERCENTAGE OF STUDENTS: Grade 6

Category	Subject	2015-2016	2014-2015	2013-2014	2012-2013	2011-2012		
BOARD	Reading	78	78	78	84	NP		
		Writing	73	73	77	83	NP	
			Mathematics	64	61	67	83	NP
	Province			Reading	78	77	78	81
		Writing			74	73	78	80
			Mathematics		63	67	64	80

---

---

---

---

---

---

---

---

**DSBN Grade 6 Results**

Grade 6	2015-2016	2014-2013	2013-2014	2012-2013	2011-2012
Reading	84	NP	79	78	76
Writing	83	NP	77	75	73
Math	59	NP	47	51	54

---

---

---

---

---

---

---

---

**Primary: DSBN and Provincial Results – Special Education**

READING					
	2015-2016	2013-2014	2012-2013	2011-2012	2010-2011
<b>Board</b>	58%	49%	41%	37%	37%
<b>Province</b>	42%	40%	36%	31%	30%

---

---

---

---

---

---

---

---

**Primary: DSBN and Provincial Results – Special Education**

WRITING					
	2015-2016	2013-2014	2012-2013	2011-2012	2010-2011
<b>Board</b>	67%	64%	65%	61%	51%
<b>Province</b>	53%	57%	53%	51%	48%

---

---

---

---

---

---

---

---

Primary: DSBN and Provincial Results – Special Education

MATH					
	2015-2016	2013-2014	2012-2013	2011-2012	2010-2011
<b>Board</b>	40%	39%	39%	38%	36%
<b>Province</b>	29%	34%	34%	34%	35%

---

---

---

---

---

---

---

---

Junior: DSBN and Provincial Results – Special Education

READING					
	2015-2016	2013-2014	2012-2013	2011-2012	2010-2011
<b>Board</b>	61%	51%	51%	47%	41%
<b>Province</b>	50%	47%	44%	39%	36%

---

---

---

---

---

---

---

---

Junior: DSBN and Provincial Results – Special Education

WRITING					
	2015-2016	2013-2014	2012-2013	2011-2012	2010-2011
<b>Board</b>	65%	51%	49%	44%	36%
<b>Province</b>	51%	46%	44%	40%	36%

---

---

---

---

---

---

---

---

Junior: DSNB and Provincial Results – Special Education

MATH					
	2015-2016	2013-2014	2012-2013	2011-2012	2010-2011
<b>Board</b>	31%	21%	20%	24%	19%
<b>Province</b>	19%	19%	21%	20%	20%

---

---

---

---

---

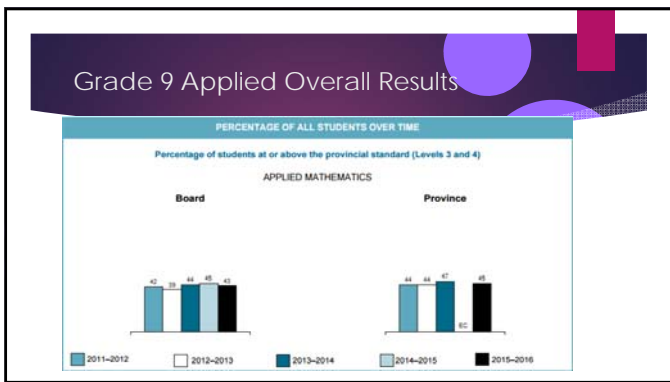
---

---

---

---

---




---

---

---

---

---

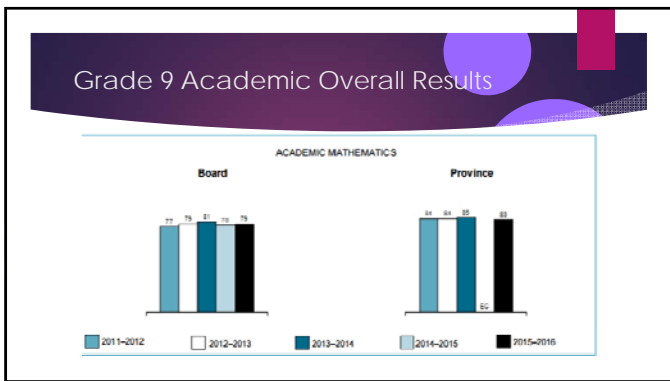
---

---

---

---

---




---

---

---

---

---

---

---

---

---

---

### Students With Special Education Needs

- ▶ Grade 9 Applied  
DSBN: 48%  
Provincial: 41%
- ▶ Grade 9 Academic  
DSBN: 9%  
Provincial: 7%

---

---

---

---

---

---

---

---

### Grade 9 DSNB Overall

Grade 9	2015-2016	2014-2015	2013-2014	2012-2013	2011-2012
Applied	43	45	44	39	42
Academic	79	78	81	79	77

---

---

---

---

---

---

---

---

### Grade 9 Math Results – Special Education

Board Results Compared to Provincial Results over Five Years – Special Education Needs (excl. Gifted)

EQAO Assessment	Percentage of Students Meeting or Exceeding the Provincial Standard											
	2010-2011		2011-2012		2012-2013		2013-2014		2014-2015		2015-2016	
*2014-2015 "EC"	DSBN	Province	DSBN	Province	DSBN	Province	DSBN	Province	DSBN	Province	DSBN	Province
Grade 9 Applied Mathematics	25%	33%	33%	35%	30%	35%	35%	39%	33%	EC	35%	36%
Grade 9 Academic Mathematics	55%	73%	61%	72%	68%	73%	68%	74%	71%	EC	59%	71%

---

---

---

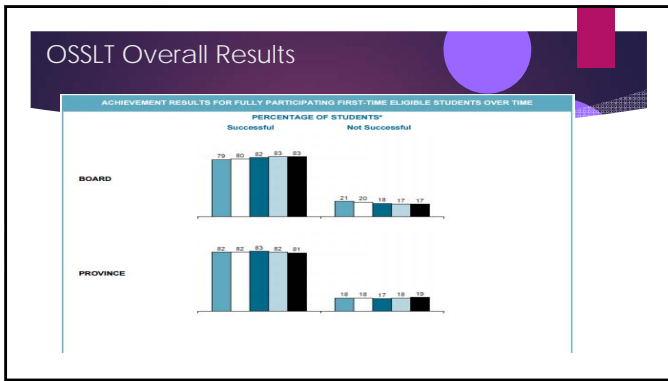
---

---

---

---

---




---

---

---

---

---

---

---

---

### Students with Special Education Needs

- ▶ OSSLT
- ▶ DSBN: 25%
- ▶ Provincial: 19%

---

---

---

---

---

---

---

---

### OSSLT Results – Special Education

**OSSLT – First-Time Eligible – 5 YEA**

DSBN SECONDARY SCHOOL DATA	Special Education				
	2011-12	2012-13	2013-14	2014-16	2015-16
Board	44	47	51	59	57
Province	52	51	51	54	53
5 year change					13%
1 year change					-2%
Comparison to Province					4%

---

---

---

---

---

---

---

---



# Professional Learning

September-November 2016

A series of horizontal lines in teal and white colors, extending from the right side of the text area across the bottom of the slide.

# **Job-Embedded**

Job embedded learning takes place along side staff working with students with special education needs in their home setting co-planning, co-teaching, and co-debriefing. This collaborative approach takes place with the support of a variety of professionals – OT, SLP, Psychologist, Teachers and EAs.

Some examples of this include:

-our Central Educational Assistants working in schools to support learning and to assist in the implementation of strategies to support students.

-Area consultants working with LRTs and teachers to support strategy implementation, IEP building and Programming Supports. One of the Consultants focus is to provide support in the classroom along side the LRT to help build teacher capacity in many areas.

-ABA Facilitator working with staff and students to help transition connections students to school from IBI.

-BLV and DHH Resource Teachers in class support for teachers and students.

# Online Learning

A variety of online opportunities are available to both central and school based staff. Some of the learning that teachers and educational assistants are currently involved with are:

- Geneva Centre for Autism training opportunities – a series of online workshops that are available to staff. We have been allocated over 40 spots and are in the process of registering various staff members.
- The LDAO offers a series of workshop through an online venue – we have currently enrolled central staff in the programs to review the information and determine best next steps for use in schools to build capacity within the system further.
- The Ministry of Education offered a Math Series with a specific focus on the LD learner. We had a variety of central staff – both special education and curriculum participate in these workshops, and continue to work within the board to build capacity in this area specifically.

# **Workshops for Educators**

We have contracted the Geneva Centre for Autism for three full days to support training a variety of professionals in ABA Strategies.

-October 7<sup>th</sup> – All Elementary EAs participated in ABA Training for a full-day.

-November 17<sup>th</sup> – All Elementary Learning Resource Teachers will participate in a Full Day of ABA Training.

-November 18<sup>th</sup> – All Secondary staff – SERTs/Classroom Teachers and Educational Assistants will be offered a variety of workshops offered through the Geneva Centre at local Secondary Schools.

# **Secondary Special Education Workshop Opportunities**

**Secondary Learning Communities Sept 26<sup>th</sup>, Oct 4<sup>th</sup> and Oct 7<sup>th</sup> – for Special Education Teachers.**

Topics included:

- The LD Learner
- Using the Psychological Assessment and Aligning it to Programming
- Alternative Programming Assessment
- Integration of iPad Technology in the Classroom

**November 18<sup>th</sup> Secondary Board Wide Professional Learning Day**

-a variety of Special Education topics will be available for all staff to participate in.

# **Elementary Special Education Opportunities**

- Partnered with Niagara Children's Centre to offer two workshops to support students transitioning into the DSBN from the School. Topics: IEP Building and Programming and Graphics for Learning.
- Learning Resource Teacher Sessions Sept/Oct:
  - Learning for ALL
  - Effective Mathematics Instruction
  - Mental Health – LRT/SBMHL attended together
- Special Education Program Teachers Sept/Oct:
  - Integration of iPad Technology in the Classroom

# **Available to both Secondary and Elementary Teachers and EAs**

-With the support of Ministry of Education Provincial Schools Branch Resource Consultants, teachers and educational assistants participated in workshops for:

- staff that are new to working with students with Hearing Loss.
- staff that are new to working with students with Blind Low Vision Needs

Resource teachers for both students with DHH and BLV needs will follow-up with staff and students in school to assist in IEP building and program supports.